




These instructions highlight AudioCodes phone features. Refer to the AudioCodes User Guide for more detailed instructions on using soft keys, function keys, and the phone menu.



During a call

This section describes tasks you can perform while engaged in a call. Soft key names are in **Bold**. Function key names are in UPPERCASE or identified by the icon that appears on the key. *Phone number* means to dial a phone number or an extension number.

Task	Key Sequence
Create conference call with call on hold	Conf + <i>phone number</i> + Dial + Conf .
End call	End or replace the handset or  .
Hold call	HOLD.
Mute call	 .
Resume muted call	 .
Transfer call after consulting (attended transfer)	Trans + <i>phone number</i> + <i>consult with recipient</i> + Trans .
Transfer call without consulting (blind transfer)	Trans + <i>phone number</i> + Trans .

Other tasks

This section describes tasks you can perform when not currently engaged in a call. Soft key names are in **Bold** and function key names are in UPPERCASE or identified by the icon that appears on the key. *Phone number* means to dial a phone number or an extension number.

Task	Key Sequence
Answer call	Lift handset or  .
Create conference call	<i>Phone number</i> + Dial + Conf + <i>phone number</i> + Dial + Conf
Dial missed call	Missed + select phone number + Dial
Place call	Lift handset or  + <i>phone number</i>
Redial previous number	REDIAL + select phone number + Dial