






These instructions highlight AudioCodes phone features. Refer to the AudioCodes User Guide for more detailed instructions on using soft keys, function keys, and the phone menu.



During a call

This section describes tasks you can perform while engaged in a call. Soft key names are in **Bold**. Function key names are in UPPERCASE or identified by the icon that appears on the key. *Phone number* means to dial a phone number or an extension number.

Task	Key Sequence
Create conference call with two other parties	Phone number + Conf + <i>phone number</i> + Dial + Conf.
End call	End
Hold call	HOLD.
Mute call	
Resume muted call	
Transfer call after consulting (attended transfer)	 + New Call + <i>phone number</i> + Dial + <i>consult with recipient</i> +  .
Transfer call without consulting (blind transfer)	 + Trans + <i>phone number</i> + Dial .

Other tasks

This section describes tasks you can perform when not currently engaged in a call. Soft key names are in **Bold** and function key names are in UPPERCASE or identified by the icon that appears on the key. *Phone number* means to dial a phone number or an extension number.

Task	Key Sequence
Answer call	Lift handset or 
Dial missed call	Missed + select phone number + Dial
Place call	Lift handset or  + <i>phone number</i>
Redial previous number	REDIAL + select phone number + Dial